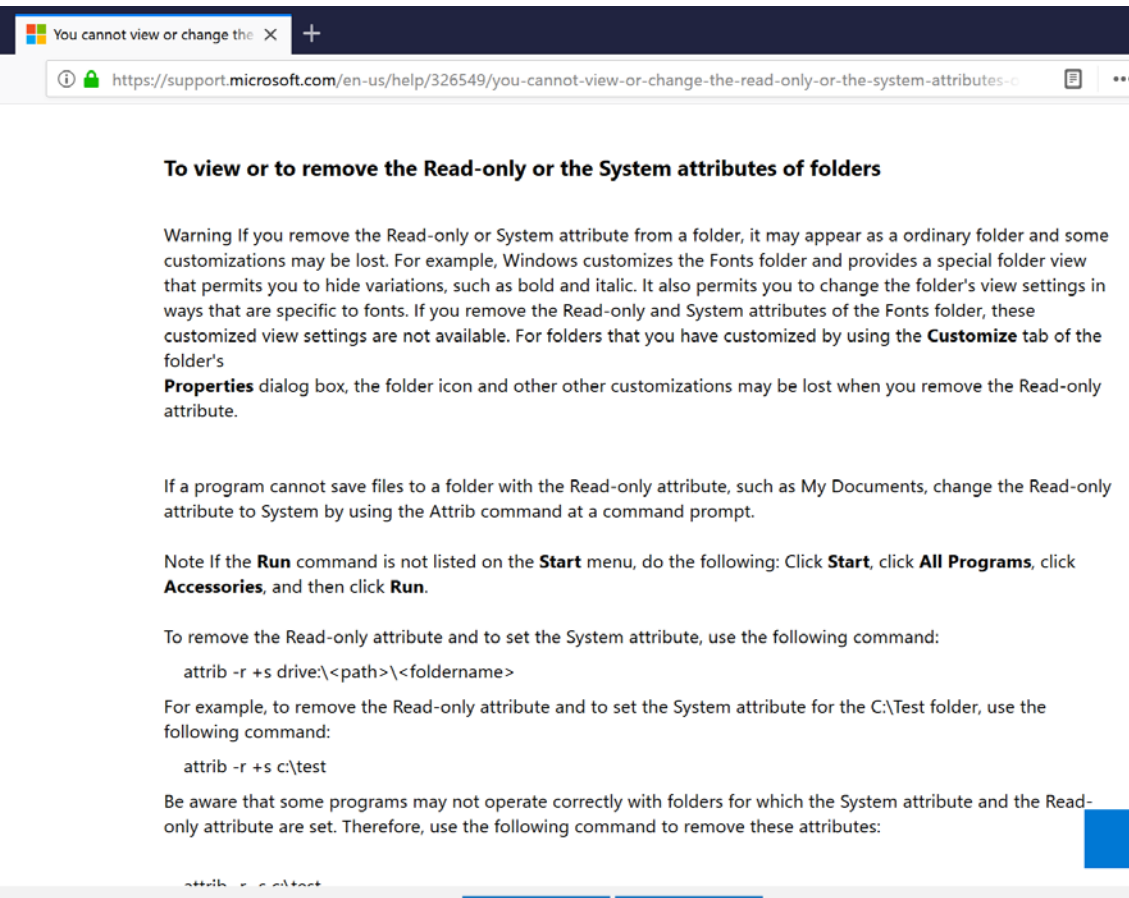


問題:

Windows 10: Can't unmark Read only from folder

方法一:

<https://support.microsoft.com/en-us/help/326549/you-cannot-view-or-change-the-read-only-or-the-system-attributes-of-fo>



You cannot view or change the X +

https://support.microsoft.com/en-us/help/326549/you-cannot-view-or-change-the-read-only-or-the-system-attributes-c

To view or to remove the Read-only or the System attributes of folders

Warning If you remove the Read-only or System attribute from a folder, it may appear as a ordinary folder and some customizations may be lost. For example, Windows customizes the Fonts folder and provides a special folder view that permits you to hide variations, such as bold and italic. It also permits you to change the folder's view settings in ways that are specific to fonts. If you remove the Read-only and System attributes of the Fonts folder, these customized view settings are not available. For folders that you have customized by using the **Customize** tab of the folder's **Properties** dialog box, the folder icon and other other customizations may be lost when you remove the Read-only attribute.

If a program cannot save files to a folder with the Read-only attribute, such as My Documents, change the Read-only attribute to System by using the Attrib command at a command prompt.

Note If the **Run** command is not listed on the **Start** menu, do the following: Click **Start**, click **All Programs**, click **Accessories**, and then click **Run**.

To remove the Read-only attribute and to set the System attribute, use the following command:

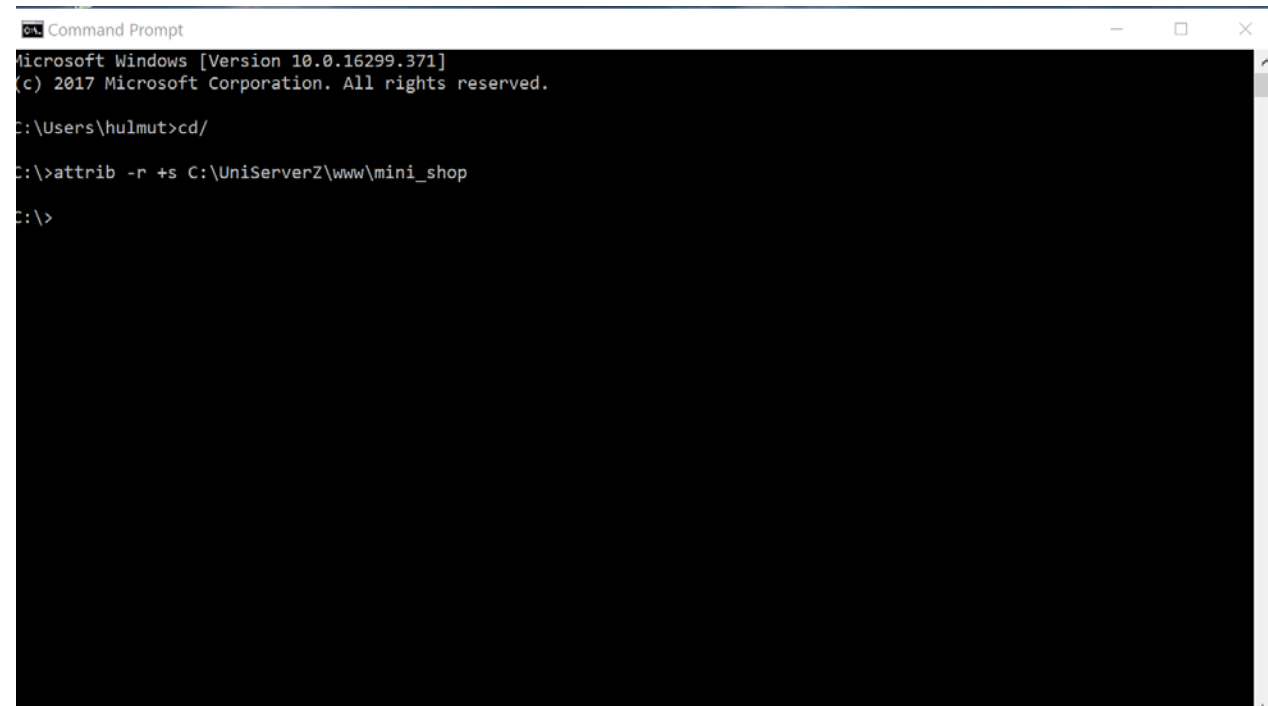
```
attrib -r +s drive:\<path>\<foldername>
```

For example, to remove the Read-only attribute and to set the System attribute for the C:\Test folder, use the following command:

```
attrib -r +s c:\test
```

Be aware that some programs may not operate correctly with folders for which the System attribute and the Read-only attribute are set. Therefore, use the following command to remove these attributes:

```
attrib -r +s c:\test
```



```
Command Prompt
Microsoft Windows [Version 10.0.16299.371]
(c) 2017 Microsoft Corporation. All rights reserved.

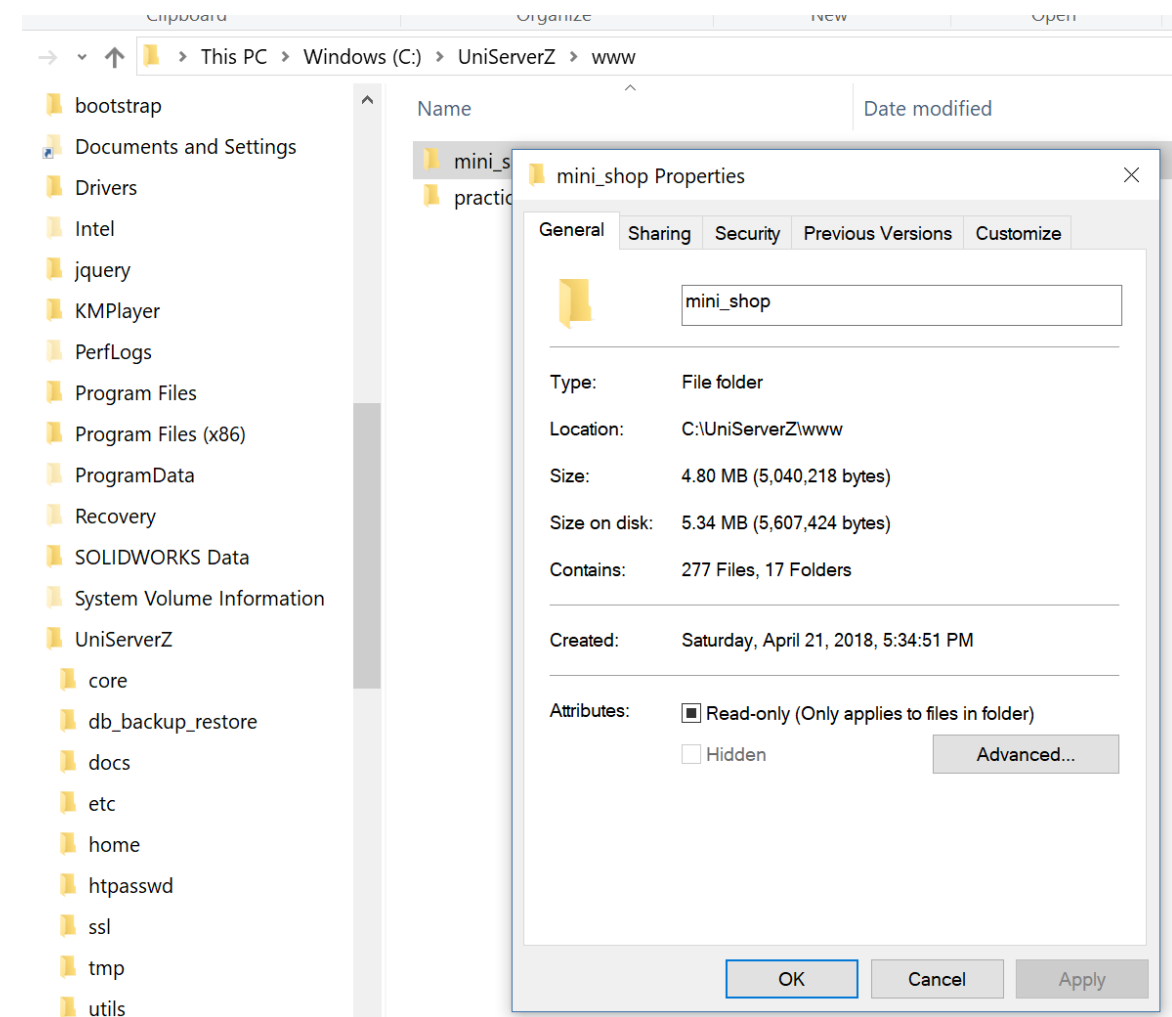
C:\Users\hulmut>cd/

C:\>attrib -r +s C:\UniServerZ\www\mini_shop

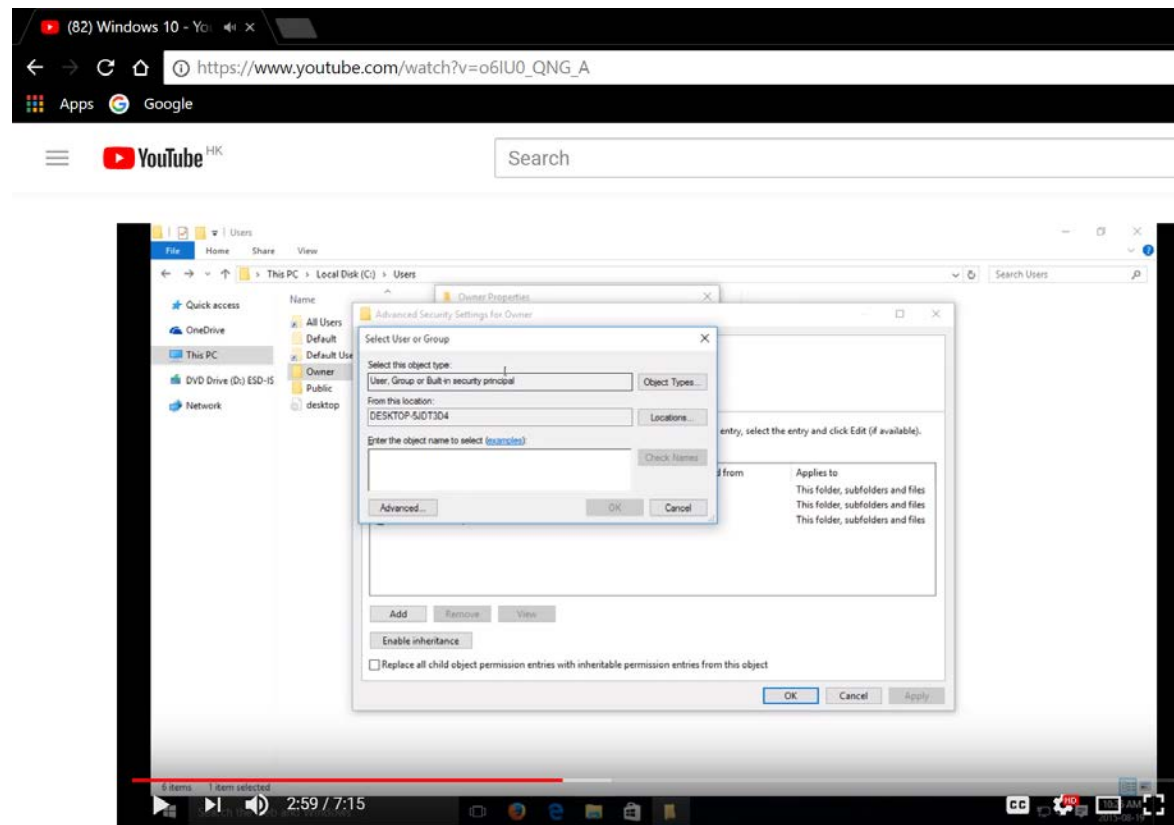
C:\>
```

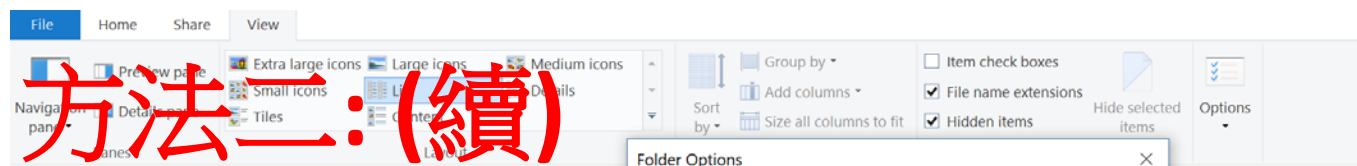
`attrib -r C:\UniServerZ\www\mini_shop`
or
`attrib -r +s C:\UniServerZ\www\mini_shop`

方法二:

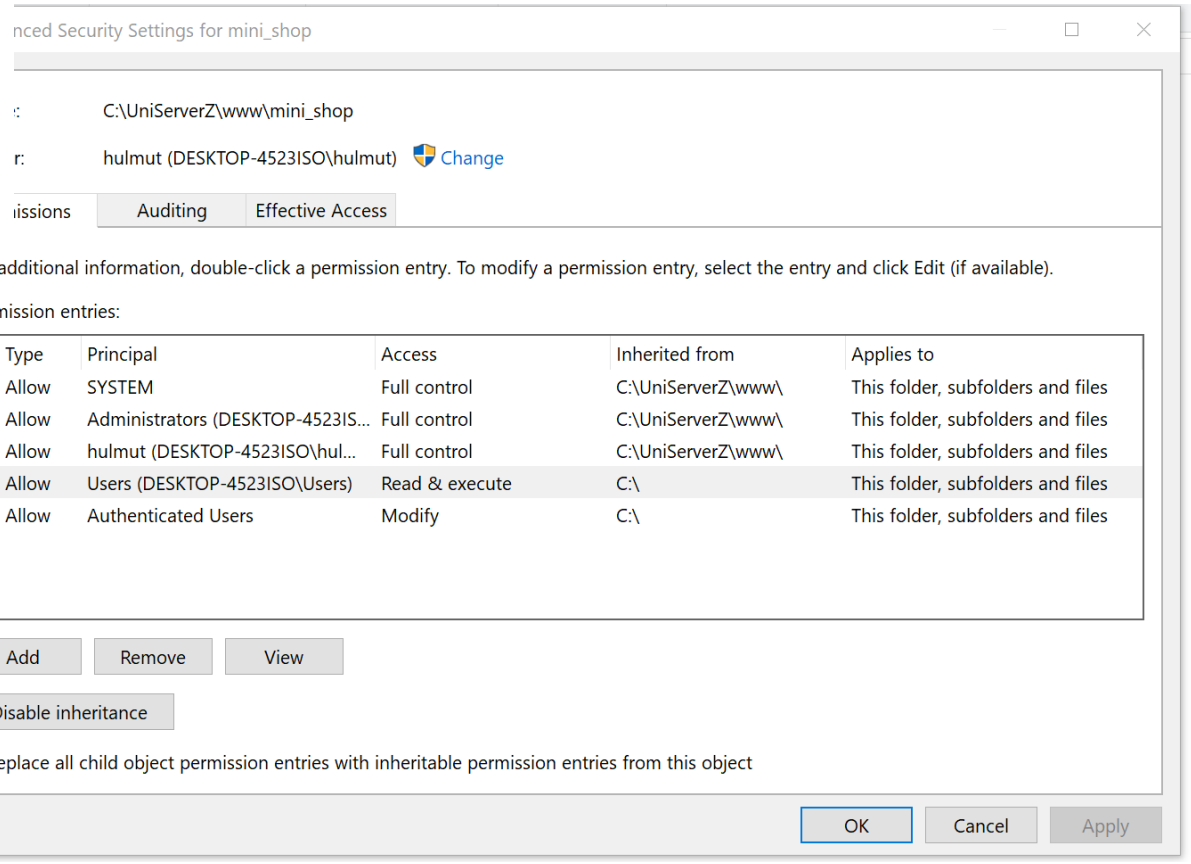
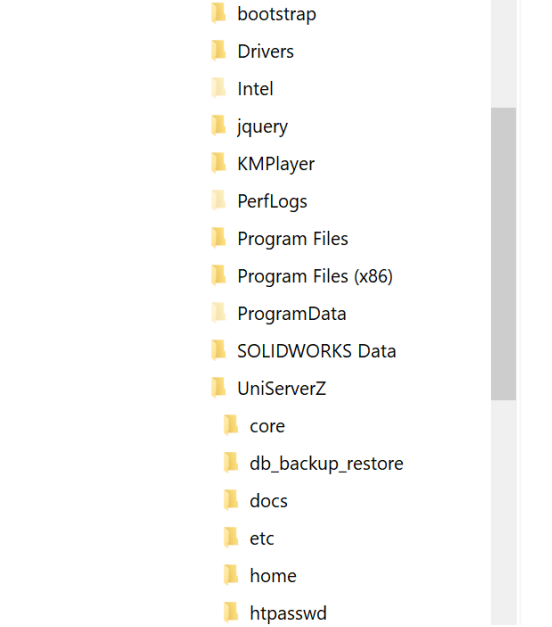
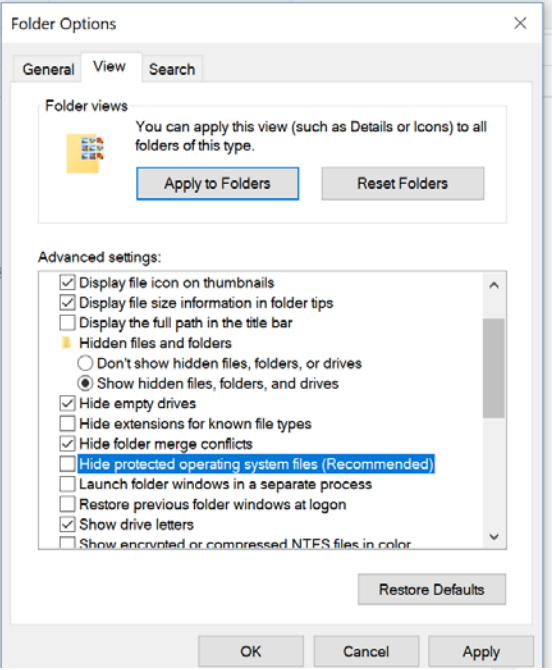
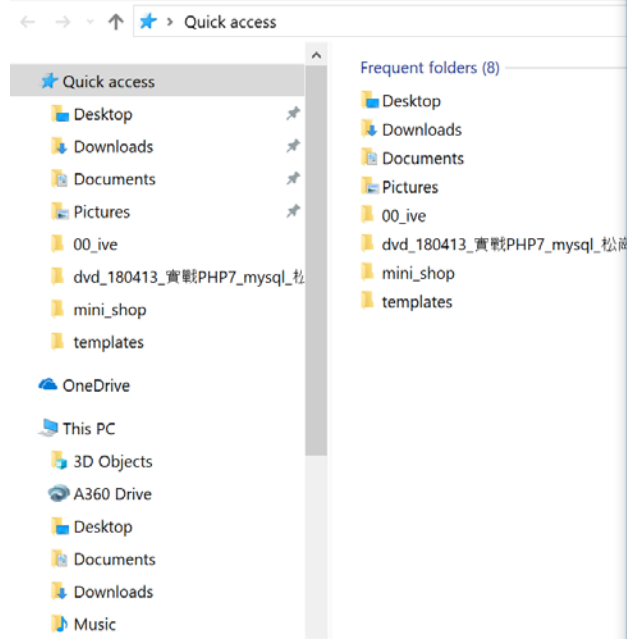


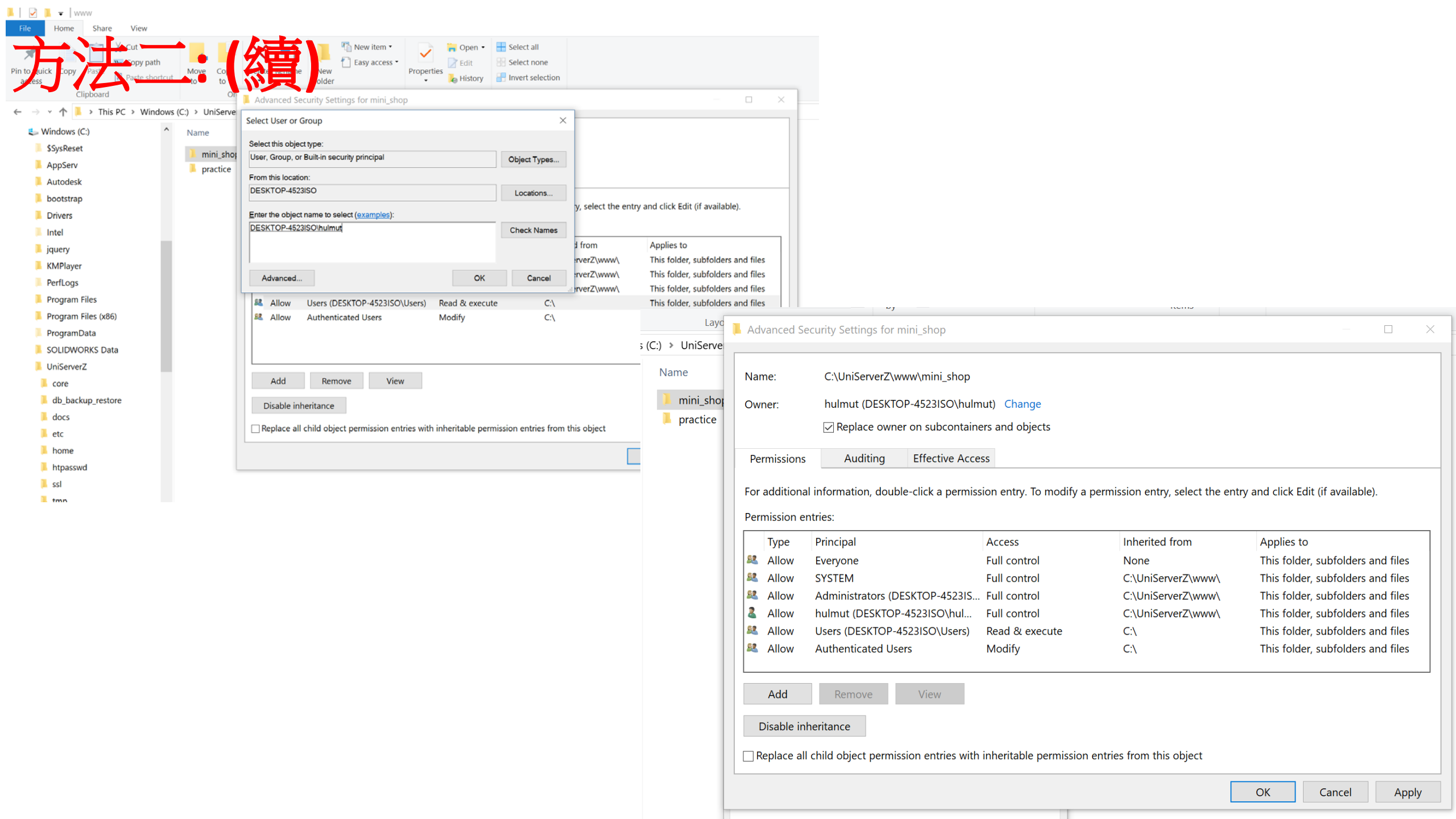
https://www.youtube.com/watch?v=o6IU0_QNG_A





方法二: (續)





方法二: (續)

Select User or Group

Select this object type:
User, Group, or Built-in security principal

From this location:
DESKTOP-4523ISO

Enter the object name to select (examples):
DESKTOP-4523ISO\hulmut

Advanced... OK Cancel

Type	Principal	Permissions	Inherited from	Applies to
Allow	Users (DESKTOP-4523ISO\Users)	Read & execute	C:\	This folder, subfolders and files
Allow	Authenticated Users	Modify	C:\	This folder, subfolders and files

Add Remove View

Disable inheritance

Replace all child object permission entries with inheritable permission entries from this object

Advanced Security Settings for mini_shop

Name: C:\UniServerZ\www\mini_shop

Owner: hulmut (DESKTOP-4523ISO\hulmut) [Change](#)

Replace owner on subcontainers and objects

Permissions Auditing Effective Access

For additional information, double-click a permission entry. To modify a permission entry, select the entry and click Edit (if available).

Permission entries:

Type	Principal	Access	Inherited from	Applies to
Allow	Everyone	Full control	None	This folder, subfolders and files
Allow	SYSTEM	Full control	C:\UniServerZ\www\	This folder, subfolders and files
Allow	Administrators (DESKTOP-4523IS...	Full control	C:\UniServerZ\www\	This folder, subfolders and files
Allow	hulmut (DESKTOP-4523ISO\hul...	Full control	C:\UniServerZ\www\	This folder, subfolders and files
Allow	Users (DESKTOP-4523ISO\Users)	Read & execute	C:\	This folder, subfolders and files
Allow	Authenticated Users	Modify	C:\	This folder, subfolders and files

Add Remove View

Disable inheritance

Replace all child object permission entries with inheritable permission entries from this object

OK Cancel Apply

方法二 (續)

Advanced Security Settings for mini_shop

C:\UniServerZ\www\mini_shop

hulmut (DESKTOP-4523ISO\hulmut) [Change](#)

Permissions Auditing Effective Access

For additional information, double-click a permission entry. To modify a permission entry, select the entry and click Edit (if available).

Permission entries:

Type	Principal	Access	Inherited from	Applies to
Allow	SYSTEM	Full control	C:\UniServerZ\www\	This folder, subfolders and files
Allow	Administrators (DESKTOP-4523IS...	Full control	C:\UniServerZ\www\	This folder, subfolders and files
Allow	hulmut (DESKTOP-4523ISO\hul...	Full control	C:\UniServerZ\www\	This folder, subfolders and files
Allow	Users (DESKTOP-4523ISO\Users)	Read & execute	C:\	This folder, subfolders and files
Allow	Authenticated Users	Modify	C:\	This folder, subfolders and files

[Add](#) [Remove](#) [View](#)

[Disable inheritance](#)

Replace all child object permission entries with inheritable permission entries

[OK](#) [Cancel](#) [Apply](#)

- AppServ
- Autodesk
- bootstrap
- Drivers
- Intel
- jquery
- KMPlayer
- PerfLogs
- Program Files
- Program Files (x86)
- ProgramData
- SOLIDWORKS Data
- UniServerZ
- core
- db_backup_restore
- docs
- etc
- home
- htpasswd
- ssl
- tmp
- utils
- www
 - mini_shop
 - practice

Permission Entry for mini_shop

Select User or Group

Select this object type:
User, Group, or Built-in security principal

From this location:
DESKTOP-4523ISO

Common Queries

Name: Starts with

Description: Starts with

Disabled accounts

Non expiring password

Days since last logon:

Search results:

Name	In Folder
Admi... DESKT...	
Admi... DESKT...	
ALL ...	
ANO...	
Auth...	
Auth...	
BATCH	
CON...	
CRE...	
CRE...	
Defau... DESKT...	
DIAL...	

[OK](#) [Cancel](#)

方法二: (續)

Advanced Security Settings for mini_shop

Name: C:\UniServerZ\www\mini_shop

Owner: hulmut (DESKTOP-4523ISO\hulmut) [Change](#)

Permissions Auditing Effective Access

For additional information, double-click a permission entry. To modify a permission entry, select the entry and click Edit (if available).

Permission entries:

Type	Principal	Access	Inherited from	Applies to
Allow	Everyone	Full control	None	This folder, subfolders and files
Allow	SYSTEM	Full control	C:\UniServerZ\www\	This folder, subfolders and files
Allow	Administrators (DESKTOP-4523IS...	Full control	C:\UniServerZ\www\	This folder, subfolders and files
Allow	hulmut (DESKTOP-4523ISO\hul...	Full control	C:\UniServerZ\www\	This folder, subfolders and files
Allow	Users (DESKTOP-4523ISO\Users)	Read & execute	C:\	This folder, subfolders and files
Allow	Authenticated Users	Modify	C:\	This folder, subfolders and files

Add Remove Edit

Disable inheritance

Replace all child object permission entries with inheritable permission entries from this object

OK Cancel Apply